

# Transportation and Warehousing in Frederick County, MD

Frederick County Workforce Services



200 Monroe Avenue  
Suite 1  
Frederick, Maryland 21701

# Contents

What is Emsi Data? .....	1
Report Parameters .....	2
Workforce Map .....	3
Executive Summary .....	4
Supply (Jobs) .....	5
Demographic Details .....	7
Demand .....	9
What skills are they posting for? .....	11

## What is Emsi Data?

Emsi data is a hybrid dataset derived from official government sources such as the US Census Bureau, Bureau of Economic Analysis, and Bureau of Labor Statistics. Leveraging the unique strengths of each source, our data modeling team creates an authoritative dataset that captures more than 99% of all workers in the United States. This core offering is then enriched with data from online social profiles, resumés, and job postings to give you a complete view of the workforce.

Emsi data is frequently cited in major publications such as *The Atlantic*, *Forbes*, *Harvard Business Review*, *The New York Times*, *The Wall Street Journal*, and *USA Today*.



## Report Parameters

### 1 Industry

---

48	Transportation and Warehousing
----	--------------------------------

---

### 1 County

---

24021	Frederick County, MD
-------	----------------------

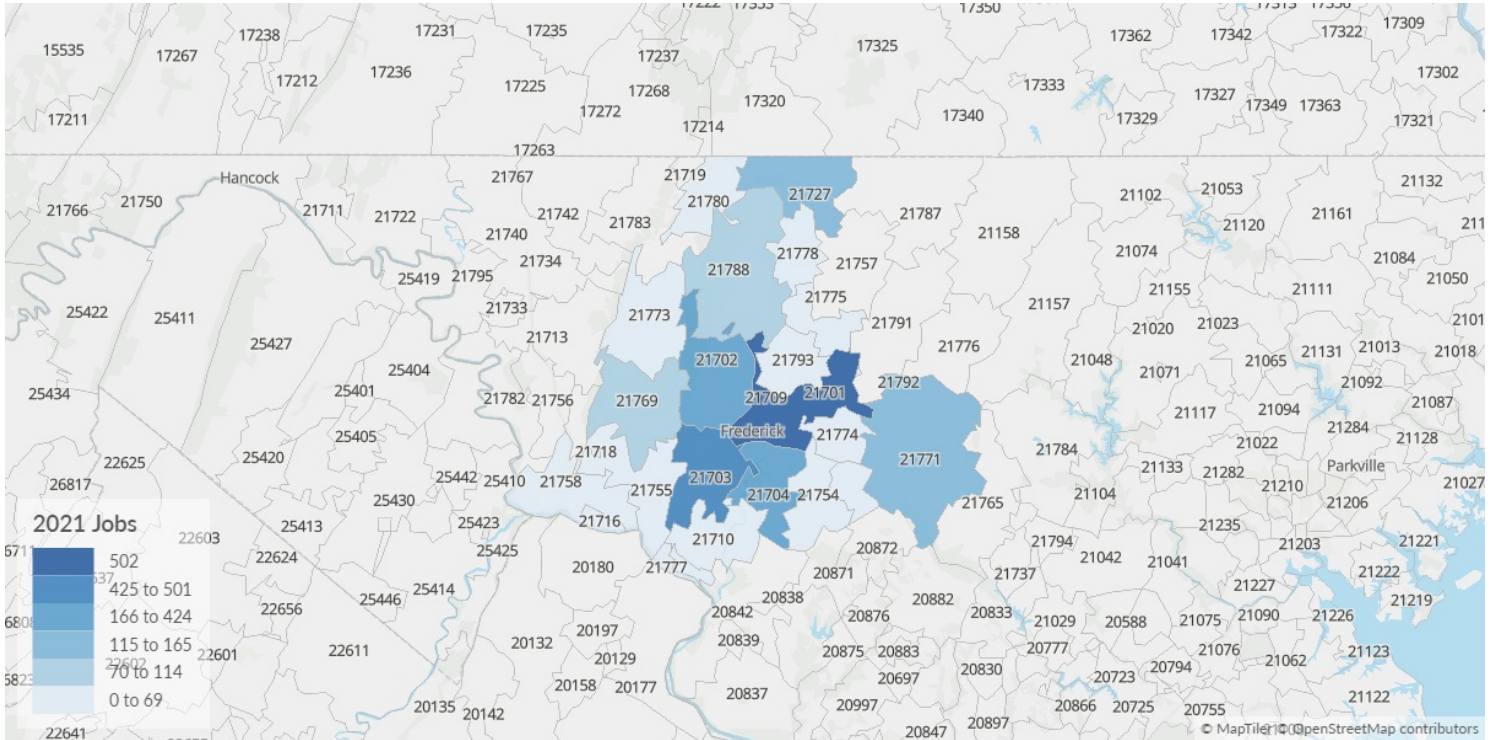
---

### Class of Worker

QCEW Employees, Non-QCEW Employees, and Self-Employed

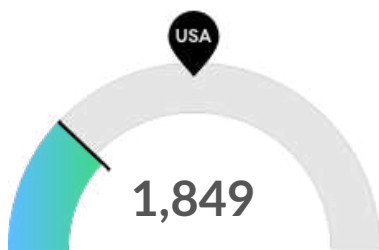
The information in this report pertains to the chosen industry and geographical area.

# Workforce Map



## Executive Summary

### Light Hiring Competition Over a Thin Supply of Regional Talent



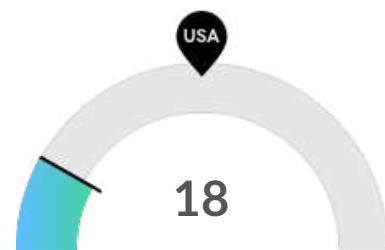
**Supply (Jobs)**

Frederick County, MD is not a hotspot for this kind of talent. The national average for an area this size is 4,683\* employees, while there are 1,849 here.



**Earnings Per Job**

Earnings per job are below the national average. The national average salary for Transportation and Warehousing in an area this size is \$66,855, while in Frederick County, MD it is \$59,194. Earnings per jobs is the total industry earnings divided by the number of jobs in the industry.



**Demand (Job Postings)**

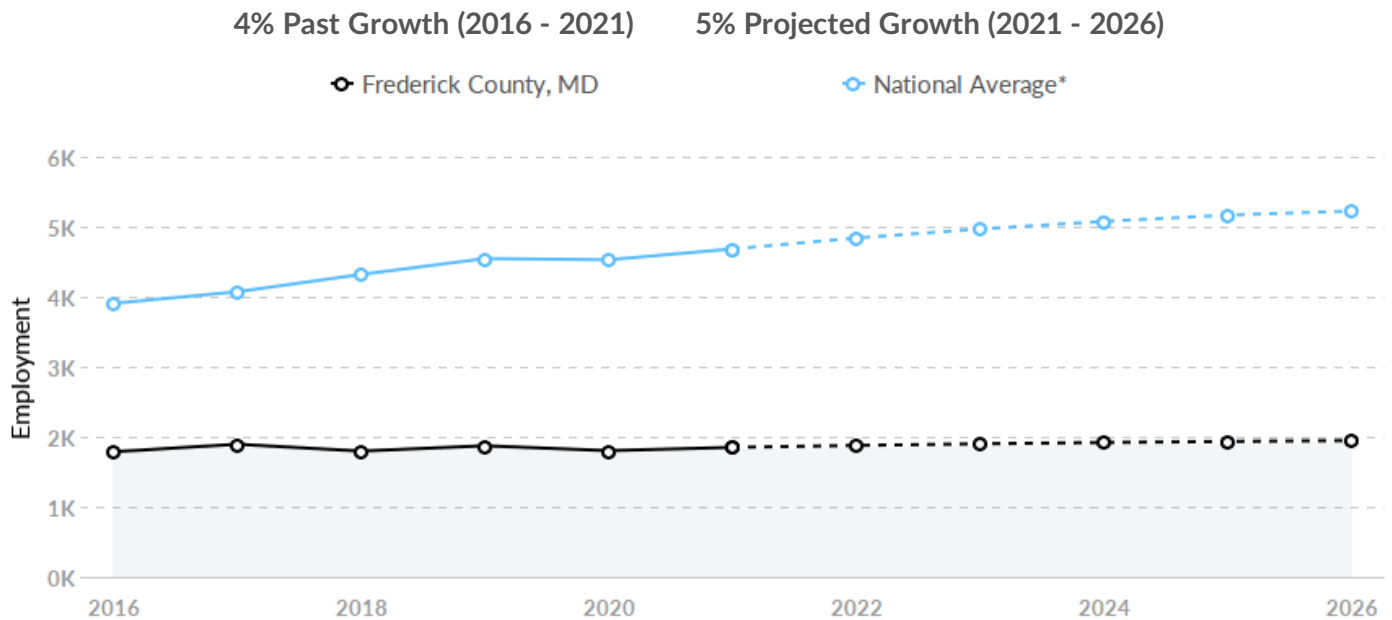
Competition from online job postings is low in Frederick County, MD. The national average for an area this size is 70\* job postings/mo, while there are 18 here.

\*National average values are derived by taking the national value for Transportation and Warehousing and scaling it down to account for the difference in overall workforce size between the nation and Frederick County, MD. In other words, the values represent the national average adjusted for region size.

# Supply (Jobs)

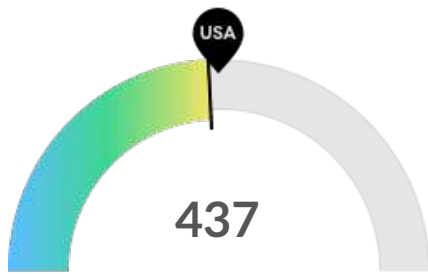
## Supply Is Lower Than the National Average

The regional vs. national average employment helps you understand if the supply of Transportation and Warehousing is a strength or weakness for Frederick County, MD, and how it is changing relative to the nation. An average area of this size would have 4,683\* employees, while there are 1,849 here. This lower than expected supply may make it more difficult to find candidates. The gap between expected and actual employment is expected to increase over the next 5 years.



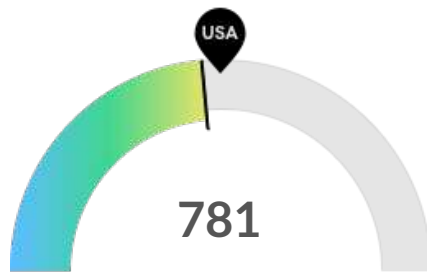
\*National average values are derived by taking the national value for Transportation and Warehousing and scaling it down to account for the difference in overall workforce size between the nation and Frederick County, MD. In other words, the values represent the national average adjusted for region size.

## Retirement Risk Is About Average, While Overall Diversity Is Low



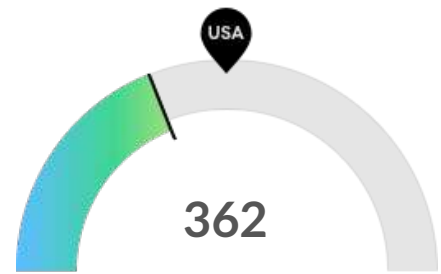
**Retiring Soon**

Retirement risk is about average in Frederick County, MD. The national average for an area this size is 457\* employees 55 or older, while there are 437 here.



**Racial Diversity**

Racial diversity is about average in Frederick County, MD. The national average for an area this size is 850\* racially diverse employees, while there are 781 here.



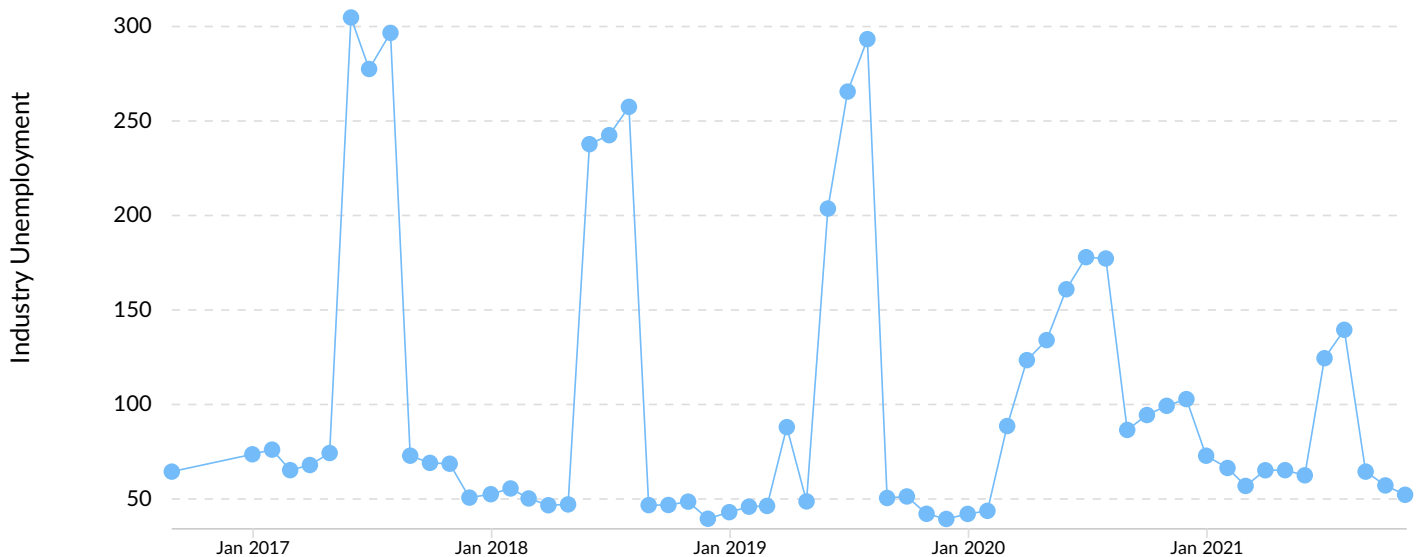
**Gender Diversity**

Gender diversity is low in Frederick County, MD. The national average for an area this size is 526\* female employees, while there are 362 here.

\*National average values are derived by taking the national value for Transportation and Warehousing and scaling it down to account for the difference in overall workforce size between the nation and Frederick County, MD. In other words, the values represent the national average adjusted for region size.

## Unemployment Rate Trends

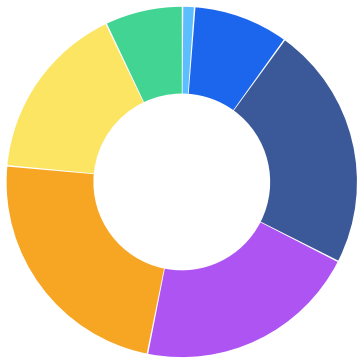
Unemployment shown at the 2-digit sector level.





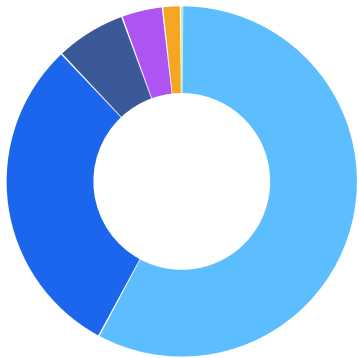
## Demographic Details

### Industry Age Breakdown



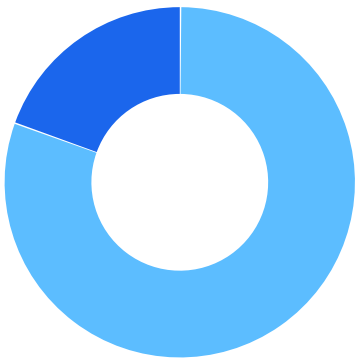
		% of Jobs	Jobs
<span style="color: #00AEEF;">●</span>	14-18	1.1%	20
<span style="color: #0070C0;">●</span>	19-24	8.8%	162
<span style="color: #003366;">●</span>	25-34	22.5%	416
<span style="color: #800080;">●</span>	35-44	20.7%	382
<span style="color: #FFA500;">●</span>	45-54	23.3%	431
<span style="color: #FFD700;">●</span>	55-64	16.4%	304
<span style="color: #008000;">●</span>	65+	7.2%	133

### Industry Race/Ethnicity Breakdown



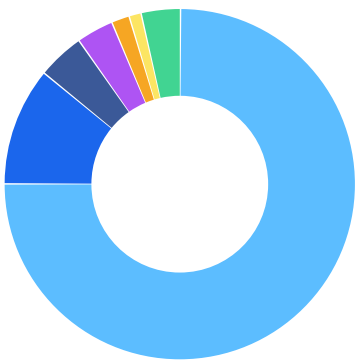
		% of Jobs	Jobs
<span style="color: #00AEEF;">●</span>	White	57.8%	1,068
<span style="color: #0070C0;">●</span>	Black or African American	30.1%	557
<span style="color: #003366;">●</span>	Hispanic or Latino	6.5%	120
<span style="color: #800080;">●</span>	Asian	3.8%	70
<span style="color: #FFA500;">●</span>	Two or More Races	1.7%	31
<span style="color: #FFD700;">●</span>	American Indian or Alaska Native	0.1%	2
<span style="color: #008000;">●</span>	Native Hawaiian or Other Pacific Islander	0.1%	1

## Industry Gender Breakdown



	% of Jobs	Jobs
Males	80.4%	1,487
Females	19.6%	362

## Most Jobs are Found in the Transportation and Material Moving Occupations Industry Sector



Occupation	% of Industry in Occupation (2021)
Transportation and Material Moving Occupations	75.0%
Office and Administrative Support Occupations	10.9%
Installation, Maintenance, and Repair Occupations	4.3%
Management Occupations	3.4%
Business and Financial Operations Occupations	1.7%
Sales and Related Occupations	1.1%
Other	3.6%

# Demand



## 51 Employers Competing

All employers in the region who posted for this job over the last 12 months.



## 216 Unique Job Postings

The number of unique postings for this job over the last 12 months.

Top Companies	Unique Postings
UPS	26
United States Postal Service	20
FedEx	15
Ryder	14
ProList	12

Top Job Titles	Unique Postings
CDL-A Truck Drivers	12
Local CDL-A Truck Drivers	9
Rural Carrier Associates/Service...	9
Retail Merchandise Stockers	6
Material Handlers	5

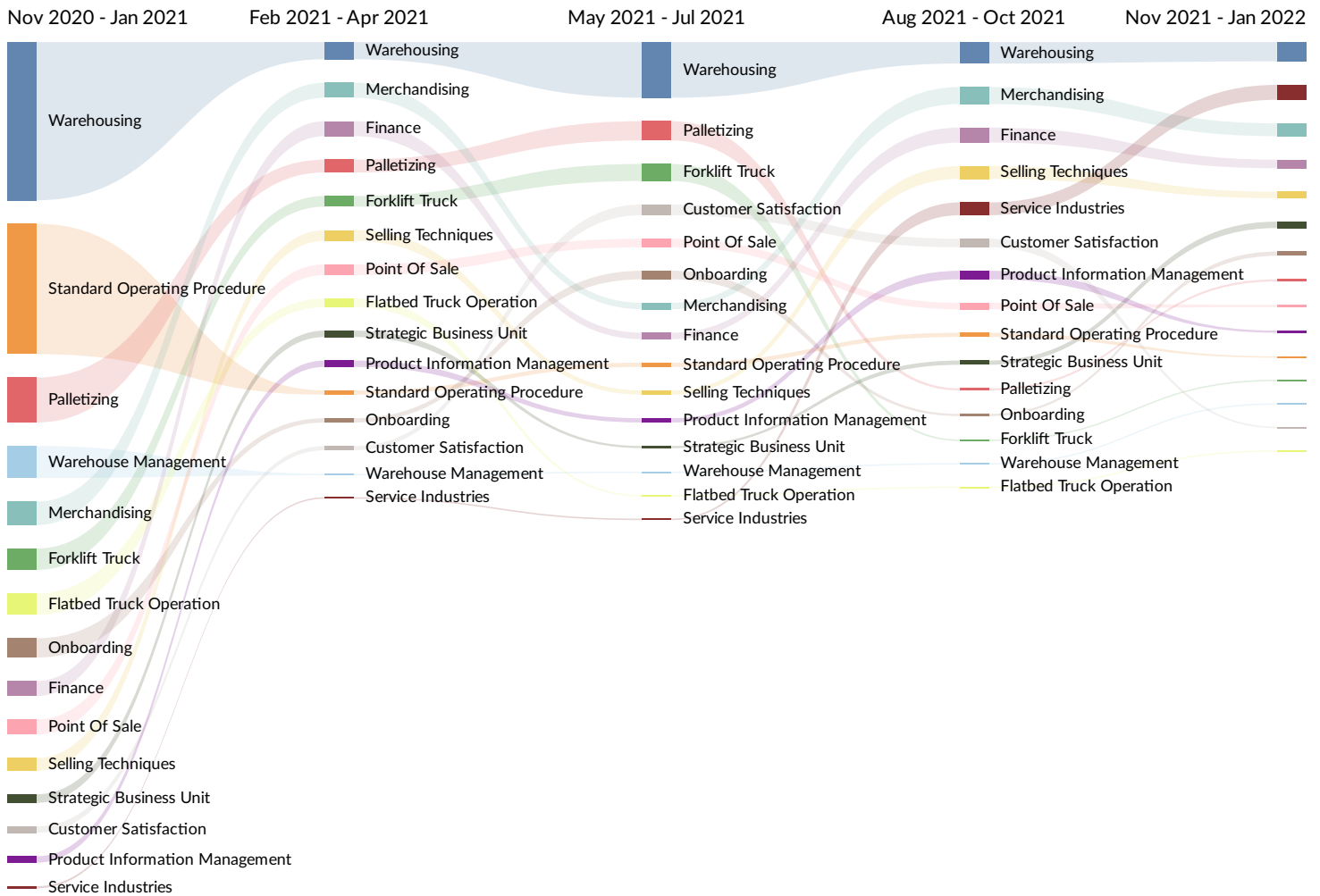
## Industry Gain and Drain

Reliable Gain and Drain information is not available for the currently selected industry.

# What skills are they posting for?

## Top 15 Skills for All Job Types by Quarter

Skills help us understand the direction an industry is headed.



## Gross Regional Product (GRP)

**\$139.0M**

Earnings (2021)

**\$32.5M**

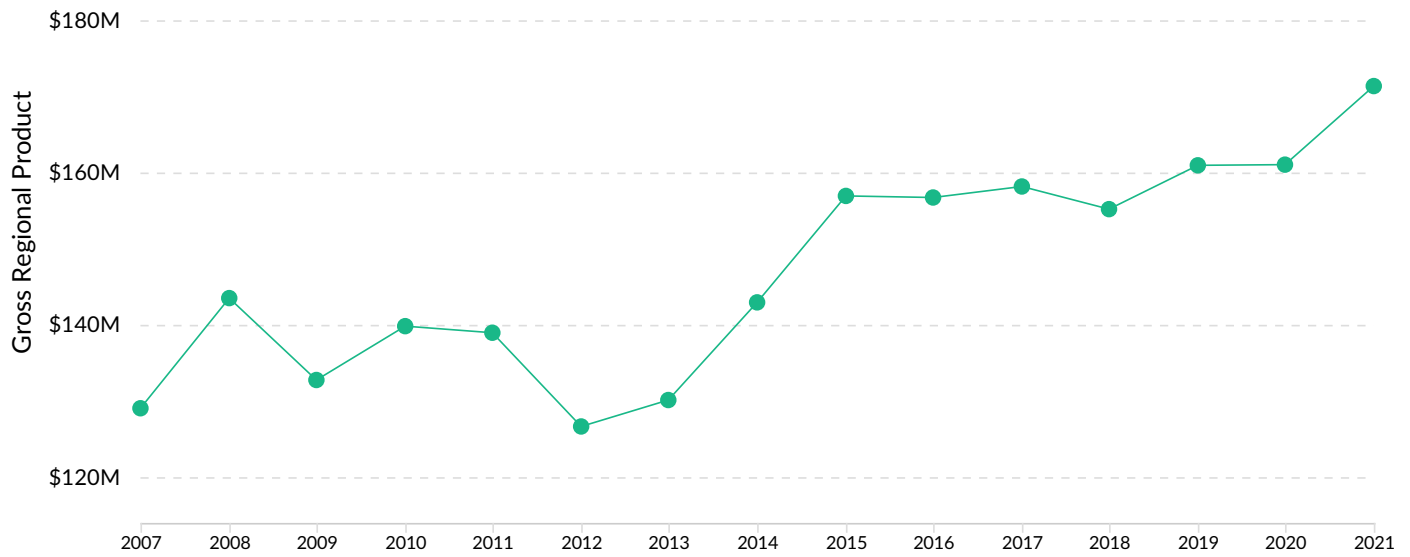
Property Income (2021)

**-\$180.4K**

Taxes (2021)

**\$171.4M**

Total GRP (2021)



## Industry Requirements

Purchases from	In-region Purchases	Imported Purchases	Total Purchases
Couriers and Express Delivery Services	\$4,147,305	\$4,442,060	\$8,589,365
General Warehousing and Storage	\$1,663,710	\$6,478,053	\$8,141,763
Corporate, Subsidiary, and Regional Managing Offices	\$1,430,508	\$6,704,501	\$8,135,009
Freight Transportation Arrangement	\$615,306	\$6,889,801	\$7,505,107
Temporary Help Services	\$4,144,603	\$2,123,256	\$6,267,859