

Administrative and Support and Waste Management and Remediation Services in Frederick County, MD

Frederick County Workforce Services



200 Monroe Avenue
Suite 1
Frederick, Maryland 21701

Contents

What is Emsi Data?	1
Report Parameters	2
Workforce Map	3
Executive Summary	4
Supply (Jobs)	5
Demographic Details	7
Demand	9
What skills are they posting for?	11

What is Emsi Data?

Emsi data is a hybrid dataset derived from official government sources such as the US Census Bureau, Bureau of Economic Analysis, and Bureau of Labor Statistics. Leveraging the unique strengths of each source, our data modeling team creates an authoritative dataset that captures more than 99% of all workers in the United States. This core offering is then enriched with data from online social profiles, resumés, and job postings to give you a complete view of the workforce.

Emsi data is frequently cited in major publications such as *The Atlantic*, *Forbes*, *Harvard Business Review*, *The New York Times*, *The Wall Street Journal*, and *USA Today*.



Report Parameters

1 Industry

56 Administrative and Support and Waste Management
and Remediation Services

1 County

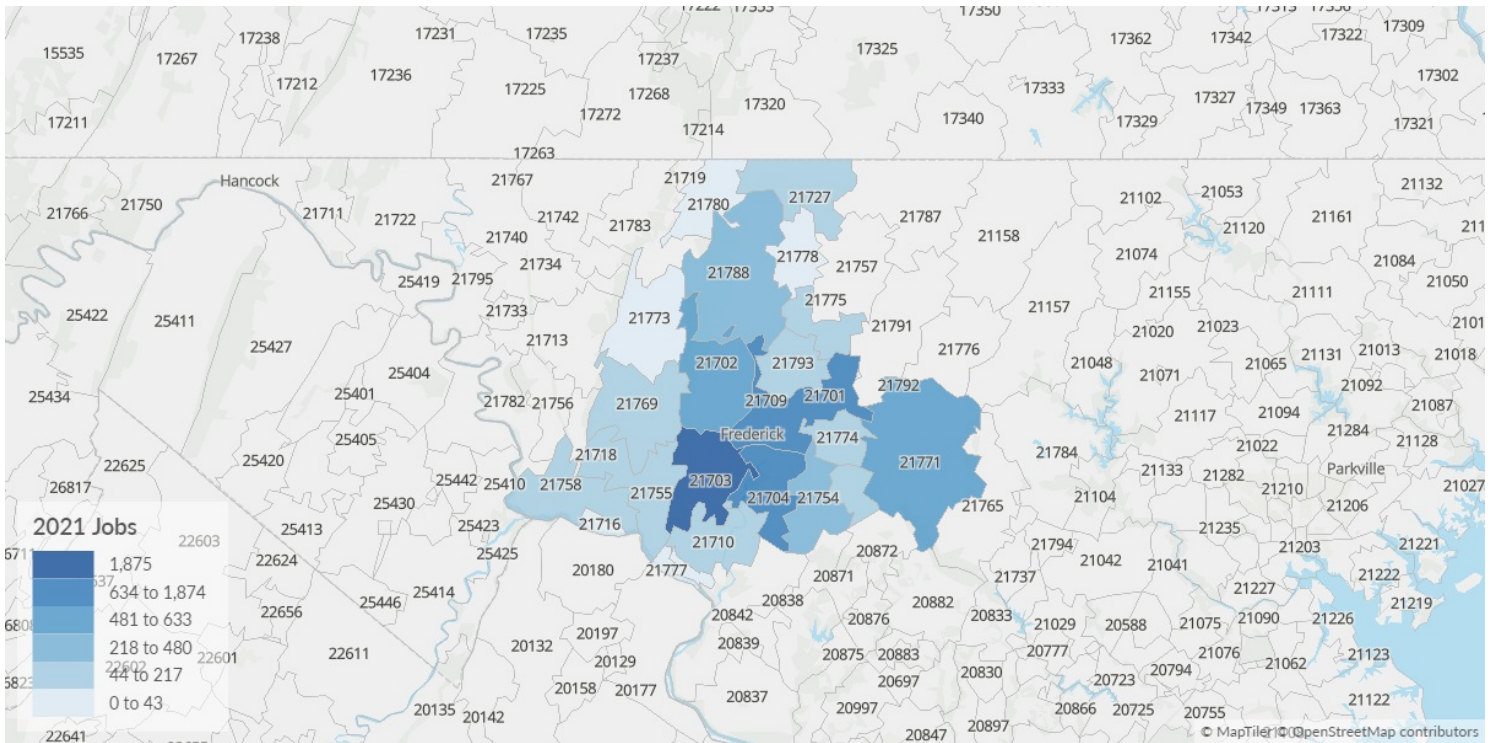
24021 Frederick County, MD

Class of Worker

QCEW Employees, Non-QCEW Employees, and Self-Employed

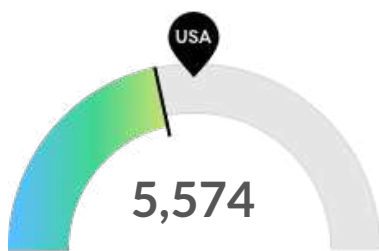
The information in this report pertains to the chosen industry and geographical area.

Workforce Map



Executive Summary

Light Hiring Competition Over a Thin Supply of Regional Talent



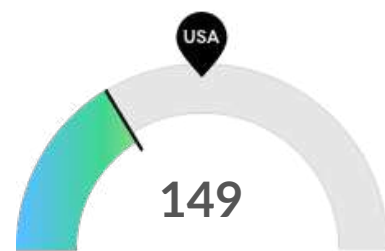
Supply (Jobs)

Frederick County, MD is not a hotspot for this kind of talent. The national average for an area this size is 6,829* employees, while there are 5,574 here.



Earnings Per Job

Earnings per job are about the same as the national average. The national average salary for Administrative and Support and Waste Management and Remediation Services in an area this size is \$54,915, while in Frederick County, MD it is \$52,178. Earnings per jobs is the total industry earnings divided by the number of jobs in the industry.



Demand (Job Postings)

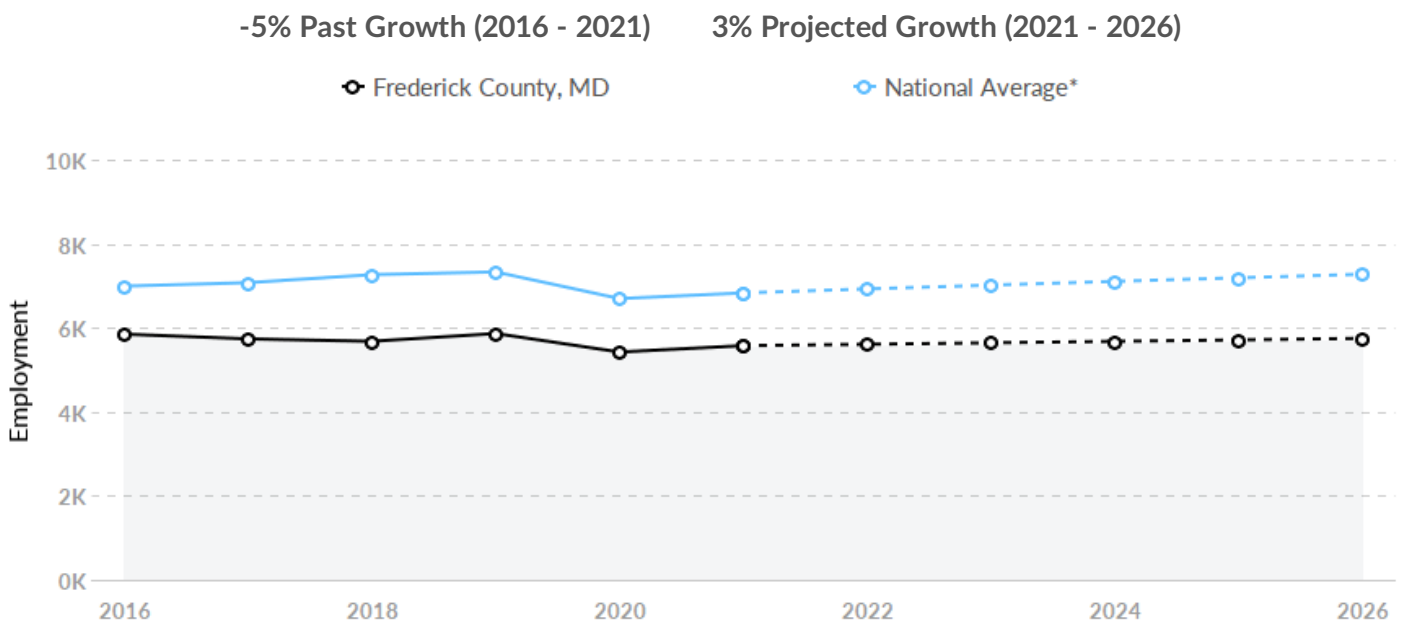
Competition from online job postings is low in Frederick County, MD. The national average for an area this size is 262* job postings/mo, while there are 149 here.

*National average values are derived by taking the national value for Administrative and Support and Waste Management and Remediation Services and scaling it down to account for the difference in overall workforce size between the nation and Frederick County, MD. In other words, the values represent the national average adjusted for region size.

Supply (Jobs)

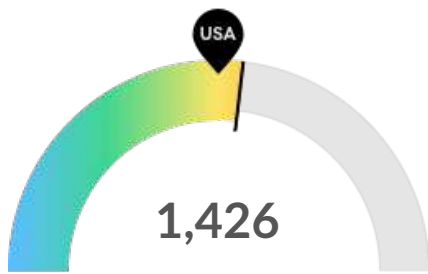
Supply Is Lower Than the National Average

The regional vs. national average employment helps you understand if the supply of Administrative and Support and Waste Management and Remediation Services is a strength or weakness for Frederick County, MD, and how it is changing relative to the nation. An average area of this size would have 6,829* employees, while there are 5,574 here. This lower than expected supply may make it more difficult to find candidates. The gap between expected and actual employment is expected to increase over the next 5 years.



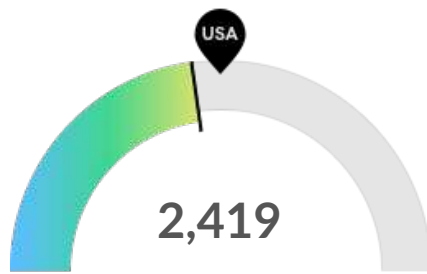
*National average values are derived by taking the national value for Administrative and Support and Waste Management and Remediation Services and scaling it down to account for the difference in overall workforce size between the nation and Frederick County, MD. In other words, the values represent the national average adjusted for region size.

Retirement Risk Is High, While Overall Diversity Is About Average



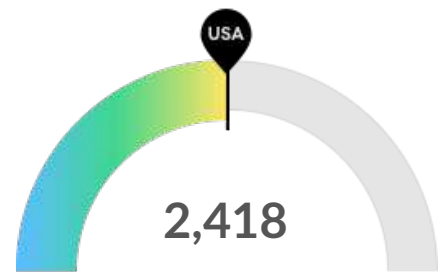
Retiring Soon

Retirement risk is high in Frederick County, MD. The national average for an area this size is 1,282* employees 55 or older, while there are 1,426 here.



Racial Diversity

Racial diversity is low in Frederick County, MD. The national average for an area this size is 2,757* racially diverse employees, while there are 2,419 here.



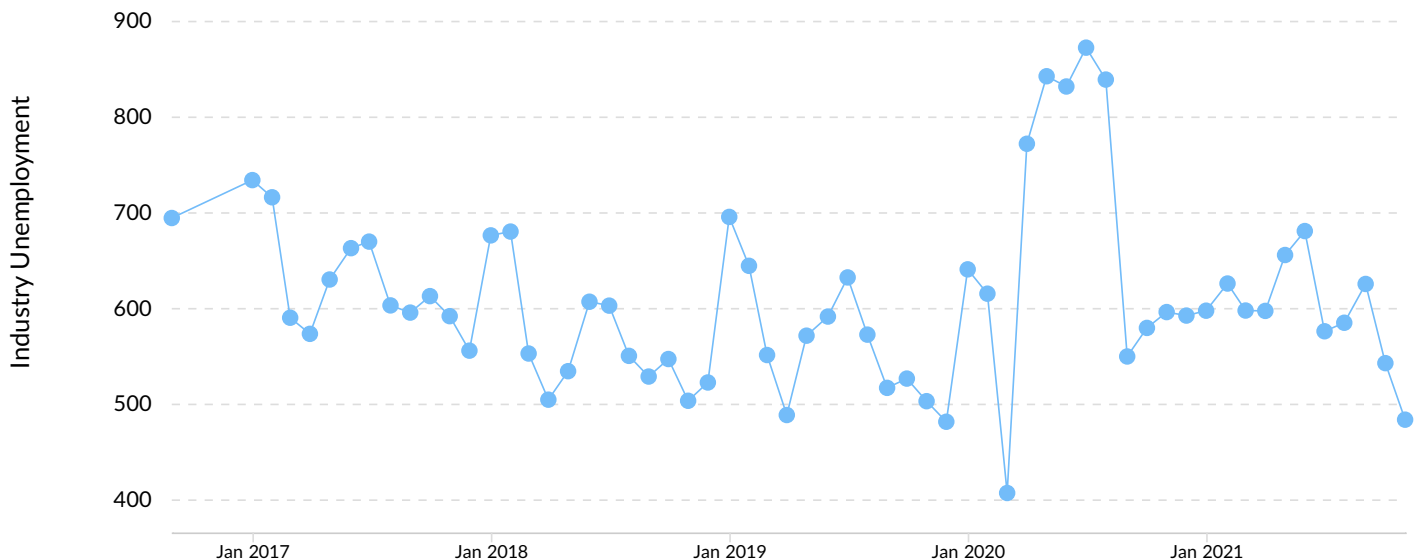
Gender Diversity

Gender diversity is about average in Frederick County, MD. The national average for an area this size is 2,404* female employees, while there are 2,418 here.

*National average values are derived by taking the national value for Administrative and Support and Waste Management and Remediation Services and scaling it down to account for the difference in overall workforce size between the nation and Frederick County, MD. In other words, the values represent the national average adjusted for region size.

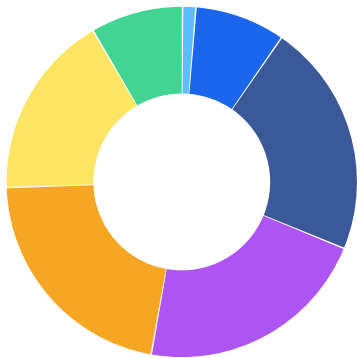
Unemployment Rate Trends

Unemployment shown at the 2-digit sector level.



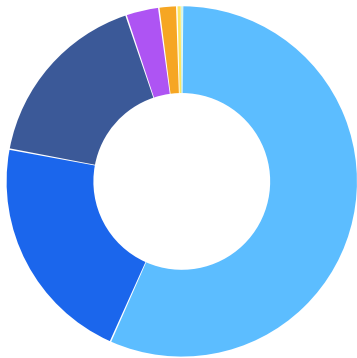
Demographic Details

Industry Age Breakdown



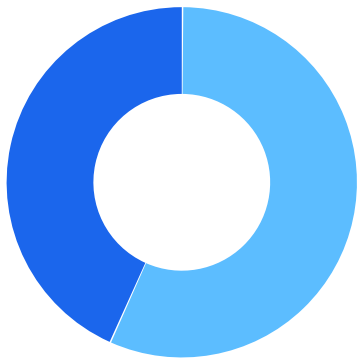
	% of Jobs	Jobs
14-18	1.2%	68
19-24	8.3%	464
25-34	21.6%	1,201
35-44	21.6%	1,204
45-54	21.7%	1,209
55-64	17.1%	952
65+	8.5%	474

Industry Race/Ethnicity Breakdown



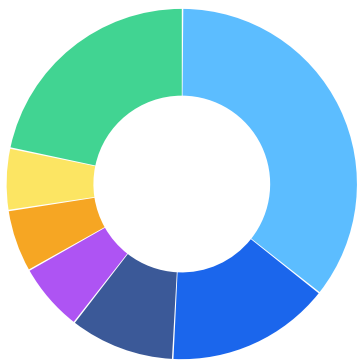
	% of Jobs	Jobs
White	56.6%	3,155
Black or African American	21.3%	1,186
Hispanic or Latino	16.9%	942
Asian	3.1%	170
Two or More Races	1.6%	92
American Indian or Alaska Native	0.4%	24
Native Hawaiian or Other Pacific Islander	0.1%	6

Industry Gender Breakdown



	% of Jobs	Jobs
Males	56.6%	3,156
Females	43.4%	2,418

Most Jobs are Found in the Building and Grounds Cleaning and Maintenance Occupations Industry Sector



Occupation	% of Industry in Occupation (2021)
Building and Grounds Cleaning and Maintenance Occupations	35.6%
Office and Administrative Support Occupations	15.2%
Transportation and Material Moving Occupations	9.7%
Protective Service Occupations	6.3%
Management Occupations	5.8%
Business and Financial Operations Occupations	5.7%
Other	21.8%

Demand



150 Employers Competing

All employers in the region who posted for this job over the last 12 months.



1,789 Unique Job Postings

The number of unique postings for this job over the last 12 months.

Top Companies	Unique Postings
Aerotek	426
GPAC	150
ManpowerGroup	122
Kelly Services	79
Aston Carter	64

Top Job Titles	Unique Postings
Manufacturing Technicians	22
Customer Service Representativ...	21
General Laborers	21
Administrative Assistants	20
Assemblers	20

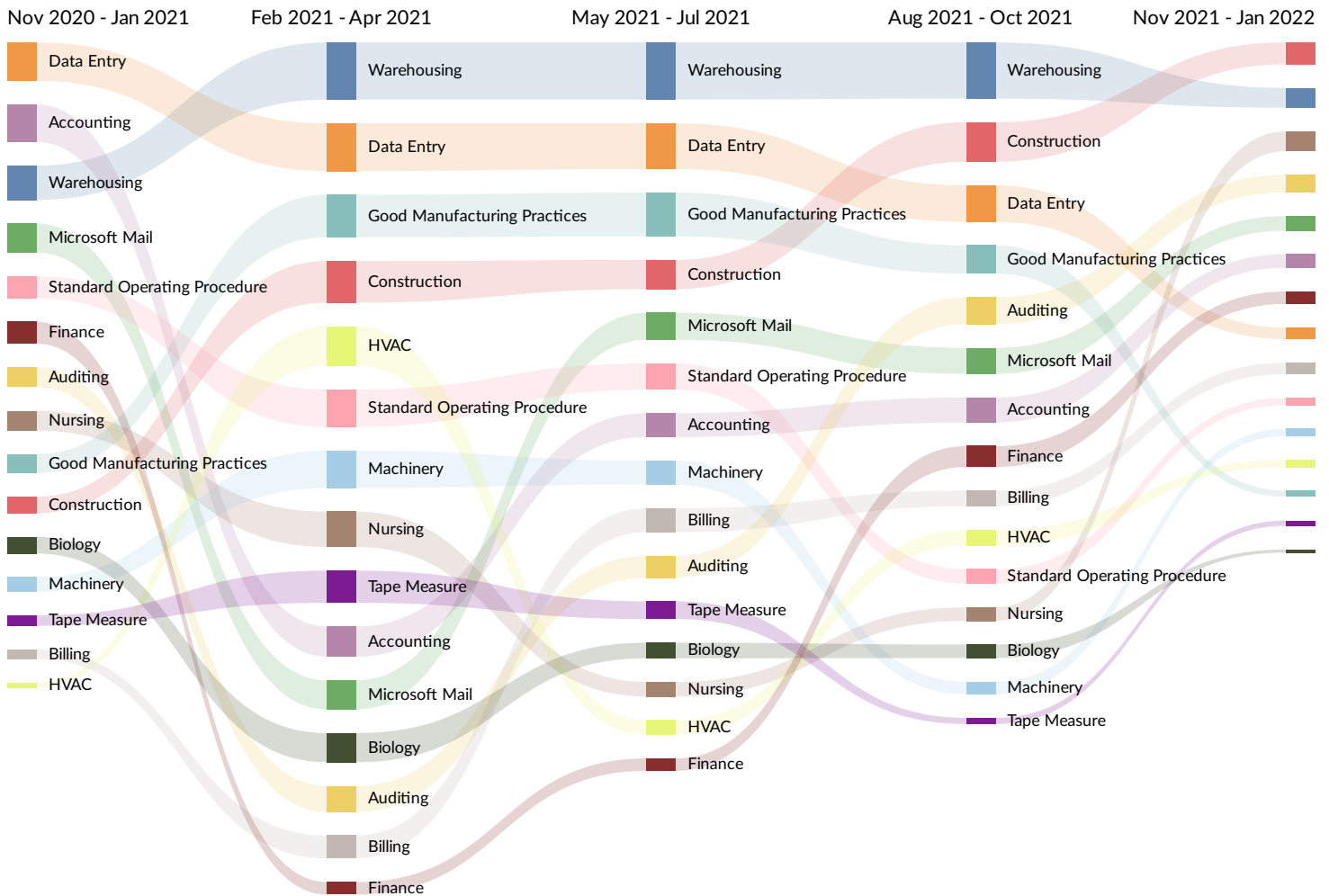
Industry Gain and Drain

Reliable Gain and Drain information is not available for the currently selected industry.

What skills are they posting for?

Top 15 Skills for All Job Types by Quarter

Skills help us understand the direction an industry is headed.



Gross Regional Product (GRP)

\$367.4M

Earnings (2021)

\$74.1M

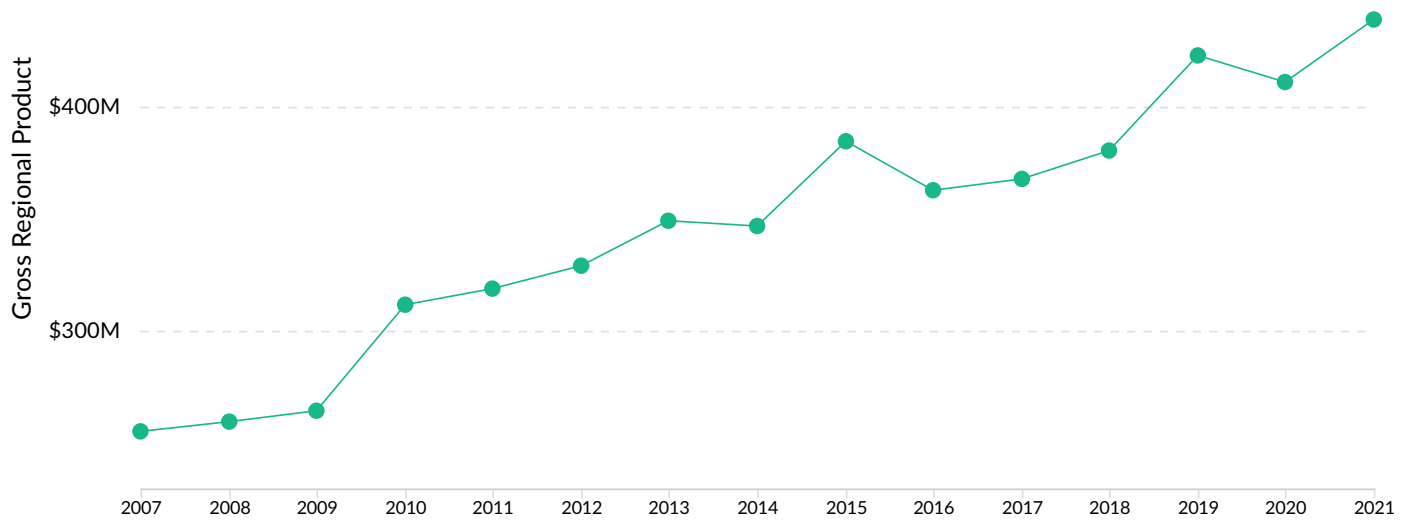
Property Income
(2021)

-\$2.5M

Taxes (2021)

\$438.9M

Total GRP (2021)



Industry Requirements

Purchases from	In-region Purchases	Imported Purchases	Total Purchases
Corporate, Subsidiary, and Regional Managing Offices	\$7,216,523	\$33,822,386	\$41,038,909
Temporary Help Services	\$13,041,001	\$6,680,828	\$19,721,829
Internet Publishing and Broadcasting and Web Search Portals	\$56,325	\$15,139,718	\$15,196,043
Office Administrative Services	\$6,903,482	\$6,574	\$6,910,056
Data Processing, Hosting, and Related Services	\$1,447,621	\$4,759,497	\$6,207,118